

En-Soft

Energy Management Software

Energy Management Software is a process of understanding the energy requirement of the company or home and plan accordingly. At the same time, periodically monitor the usage of energy, provide control over the system and optimize the usage of the energy. Its mainly used for reducing the cost of the power generation and its loss along with environmental side effects.



EnSoft Energy management system is a software tool, once it's installed on the industry, will provide the following the information based on the energy consumption by the industry.

1. How much energy consumed by the industry in a particular month.
2. From where the most of the consumption taken place
3. In which interval the most of the energy consumption takes place
4. Quality of energy consumption over the devices.

Contact with us:

+91 9941042612

www.emsi.co.in

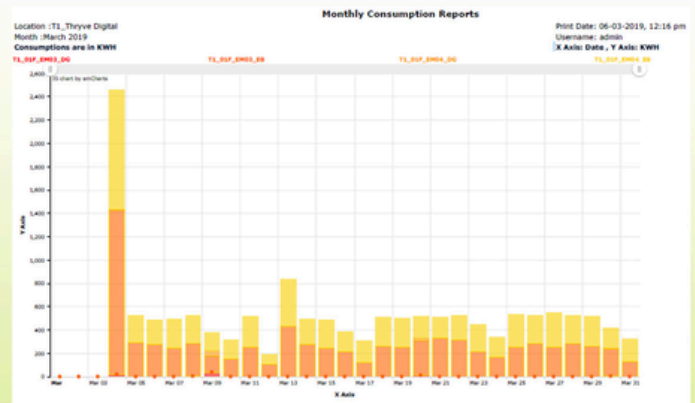
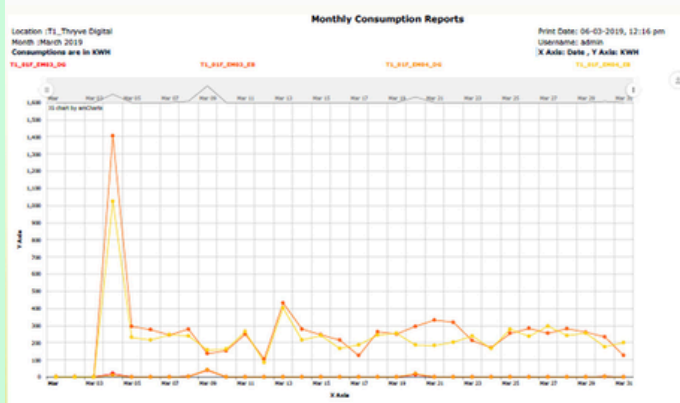


TECHNICAL FEATURES

- Monitor , Analyze and Manage Energy Consumption
- Measure Energy Consumption and Utilization of HVAC, Electrical, Gas and Water System
- Cost wise it is used to reduce the total consumption cost of the industry
- Increase ROI to the industry
- Control over the usage

Monthly Energy Report

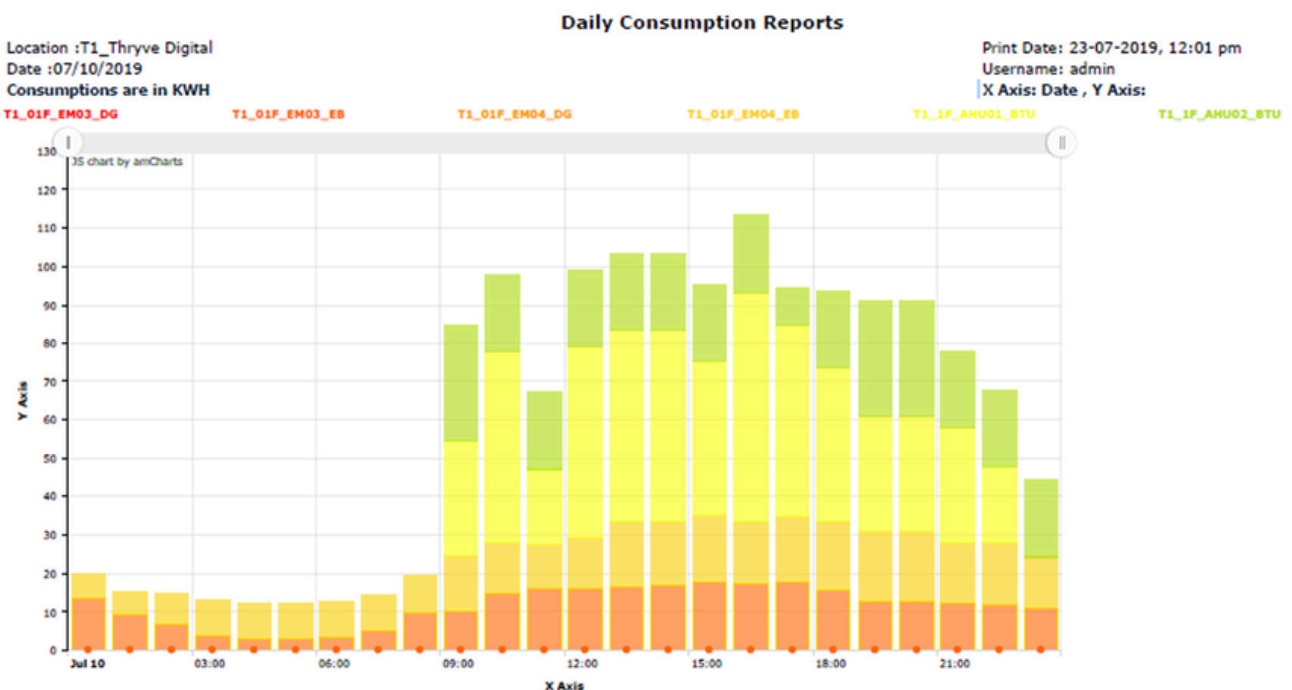
Monthly Graph Report



Contact with us:

+91 9941042612

www.emsi.co.in



ENERGY REPORT

LIB Monthly Energy Report

Location : T1_Thryve Digital

Print Date: 23-07-2019, 12:04 pm

Month: June 2019

Username: admin

Consumptions are in

Date	T1_01F_EM03_DG	T1_01F_EM03_EB	T1_01F_EM04_DG	T1_01F_EM04_EB	T1_1F_AHU01_BTU	T1_1F_AHU02_BTU
01-06-2019	40.115	171.707	15.494	202.625	0.000	0.000
02-06-2019	19.083	148.426	45.482	144.992	0.000	0.000
03-06-2019	0.000	317.816	0.000	334.445	840.000	440.000
04-06-2019	0.000	326.160	0.000	346.879	880.000	620.000
05-06-2019	28.808	125.859	21.640	186.563	50.000	10.000
06-06-2019	7.172	311.074	4.675	313.957	730.000	350.000
07-06-2019	0.000	317.336	0.000	323.668	800.000	420.000
08-06-2019	0.000	213.207	0.000	205.109	80.000	50.000
09-06-2019	4.774	143.660	14.827	177.262	0.000	0.000
10-06-2019	0.000	310.012	0.000	325.387	920.000	500.000
11-06-2019	0.000	335.219	0.000	331.313	780.000	770.000
12-06-2019	0.000	316.770	0.000	314.645	710.000	320.000
13-06-2019	0.000	332.340	0.000	290.230	700.000	380.000
14-06-2019	0.000	312.945	0.000	299.418	690.000	400.000
15-06-2019	20.423	232.426	11.487	193.293	71380.000	35620.000
16-06-2019	6.245	137.242	3.826	206.176	71380.000	35620.000
17-06-2019	2.762	310.113	4.728	294.973	72010.000	36070.000
18-06-2019	24.759	291.906	30.955	291.641	72620.000	36340.000
19-06-2019	0.000	324.016	0.000	328.648	73350.000	36680.000
20-06-2019	18.997	306.516	18.228	321.238	74000.000	37100.000
21-06-2019	111.685	244.051	102.156	217.961	74520.000	37590.000
22-06-2019	0.000	206.719	0.000	209.379	74530.000	37610.000
23-06-2019	0.000	171.570	0.000	180.957	74530.000	37610.000
24-06-2019	11.859	295.879	13.490	323.758	670.000	670.000
25-06-2019	46.434	302.180	34.909	238.434	76060.000	38640.000
26-06-2019	22.670	319.133	12.090	320.348	780.000	39000.000
27-06-2019	48.372	304.547	33.915	255.891	710.000	360.000
28-06-2019	0.000	317.441	0.000	336.098	560.000	380.000
29-06-2019	0.000	236.504	16.653	167.008	20.000	0.000
30-06-2019	0.000	120.379	0.000	205.863	0.000	0.000
Sum	414.158	8243.931	8628.486	16538.459	94668.459	134408.459

ENERGY CONSUMPTION REPORT



Shell

ENERGY CONSUMPTION REPORT

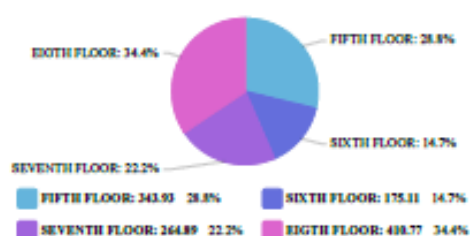
Shell India Markets Private Limited
RMZ Eco World Rd, Adarsh Palm Retreat,
Bellandur, Bengaluru,
Karnataka 560103

FROM: 2023-
10-25 00:00
TO : 2023-
10-26 23:59


4AB_AHU

Energy Meter	Meter Type	Initial reading(A)	Final reading(B)	EB Consumption(B-A)
4AB_5F_B_Z_AHU_02	Energy	66,229.9	66,307.2	77.3
4AB_5F_C_Z_AHU_03	Energy	2,781.9	2,901.1	119.2
4AB_5F_D_Z_AHU_04	Energy	6,865.8	6,925.9	60.1
4AB_5F_A_Z_AHU_01	Energy	60,583.4	60,670.9	87.4
4AB_6F_B_Z_AHU_02	Energy	95,021.6	95,075.6	54.0
4AB_6F_C_Z_AHU_03	Energy	7,405.5	7,496.0	90.5
4AB_6F_D_Z_AHU_04	Energy	16,602.6	16,602.9	0.3
4AB_6F_A_Z_AHU_01	Energy	52,011.9	52,042.2	30.3
4AB_7F_B_Z_AHU_02	Energy	5,962.6	6,022.3	59.7
4AB_7F_C_Z_AHU_03	Energy	65,868.7	65,948.4	79.7
4AB_7F_D_Z_AHU_04	Energy	61,337.0	61,423.1	86.1
4AB_7F_A_Z_AHU_01	Energy	56,667.5	56,707.0	39.5
4AB_8F_C_Z_AHU_03	Energy	69,880.5	69,989.8	109.3
4AB_8F_B_Z_AHU_02	Energy	89,306.3	89,426.0	119.7
4AB_8F_D_Z_AHU_04	Energy	60,360.3	60,453.5	93.2
4AB_8F_A_Z_AHU_01	Energy	32,775.6	32,864.1	88.5
Total Consumption				: 1,194.70

PIE CHART

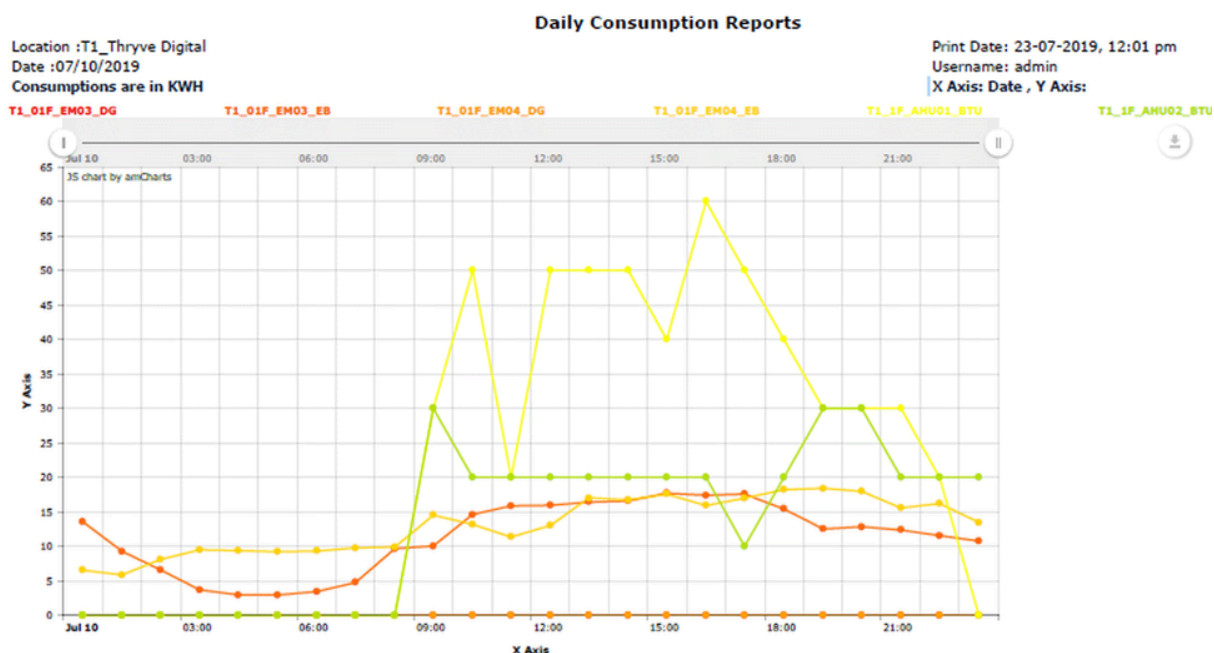


BAR CHART



ENERGY CONSUMPTION REPORT

Daily Graph Report



Pharma Report



ALARM REPORT

From Period: 10-07-2019 00:00
To Period: 10-07-2019 23:59

Username: DefaultAdmin
Report Date: 12-07-2019

Date/Time	Source Description	Event Category	Event State	Event Cause	Value	Unit
10-07-2019 16:36:48	EN/AHU36 ON/OFF	Medium	To alarm	Off Normal (Off)	Off	
10-07-2019 16:36:48	EN/AHU36 ON/OFF	Medium	Alarm acknowledged	Off Normal (Off)	Off	
10-07-2019 16:36:48	EN/AHU36 ON/OFF	Medium	Alarm set to normal	Off Normal (On)	On	
10-07-2019 16:36:48	EN/AHU36 ON/OFF	Medium	Alarm closed	Off Normal (On)	On	
10-07-2019 16:36:45	EN/AHU15 ON/OFF	Medium	Alarm acknowledged	Off Normal (On)	On	
10-07-2019 16:36:45	EN/AHU15 ON/OFF	Medium	Alarm closed	Off Normal (On)	On	
10-07-2019 16:36:45	EN/AHU26 ON/OFF	Medium	Alarm acknowledged	Off Normal (On)	On	
10-07-2019 16:36:45	EN/AHU26 ON/OFF	Medium	Alarm closed	Off Normal (On)	On	
10-07-2019 16:36:45	EN/AHU12 ON/OFF	Medium	Alarm acknowledged	Off Normal (On)	On	
10-07-2019 16:36:45	EN/AHU12 ON/OFF	Medium	Alarm closed	Off Normal (On)	On	
10-07-2019 16:36:45	EN/AHU15 ON/OFF	Medium	To alarm	Off Normal (Off)	Off	
10-07-2019 16:36:45	EN/AHU12 ON/OFF	Medium	To alarm	Off Normal (Off)	Off	
10-07-2019 16:36:45	EN/AHU26 ON/OFF	Medium	To alarm	Off Normal (Off)	Off	
10-07-2019 16:36:45	EN/AHU26 ON/OFF	Medium	Alarm set to normal	Off Normal (On)	On	
10-07-2019 16:36:45	EN/AHU15 ON/OFF	Medium	Alarm set to normal	Off Normal (On)	On	
10-07-2019 16:36:45	EN/AHU12 ON/OFF	Medium	Alarm set to normal	Off Normal (On)	On	
10-07-2019 16:36:44	EN/AHU13 ON/OFF	Medium	Alarm set to normal	Off Normal (On)	On	
10-07-2019 16:36:44	EN/AHU13 ON/OFF	Medium	Alarm closed	Off Normal (On)	On	
10-07-2019 16:36:44	EN/AHU13 ON/OFF	Medium	To alarm	Off Normal (Off)	Off	
10-07-2019 16:36:44	EN/AHU13 ON/OFF	Medium	Alarm acknowledged	Off Normal (Off)	Off	
10-07-2019 16:36:43	EN/AHU14 ON/OFF	Medium	Alarm acknowledged	Off Normal (On)	On	
10-07-2019 16:36:43	EN/AHU14 ON/OFF	Medium	Alarm closed	Off Normal (On)	On	
10-07-2019 16:36:43	EN/AHU14 ON/OFF	Medium	Alarm set to normal	Off Normal (On)	On	
10-07-2019 16:36:43	EN/AHU14 ON/OFF	Medium	To alarm	Off Normal (Off)	Off	
10-07-2019 15:55:35	Sterile Corridor HI-DP ALM	Medium	To alarm	High Limit (71 Pa)	70.89	Pa
10-07-2019 15:55:35	Sterile Corridor HI-DP ALM	Medium	Alarm acknowledged	High Limit (71 Pa)	70.89	Pa
10-07-2019 15:55:35	Sterile Corridor HI-DP ALM	Medium	Alarm set to normal	High Limit (1 Pa)	0.84	Pa

Revised By

Verified By

Verified By

Contact with us:

+91 9941042612

www.emsi.co.in